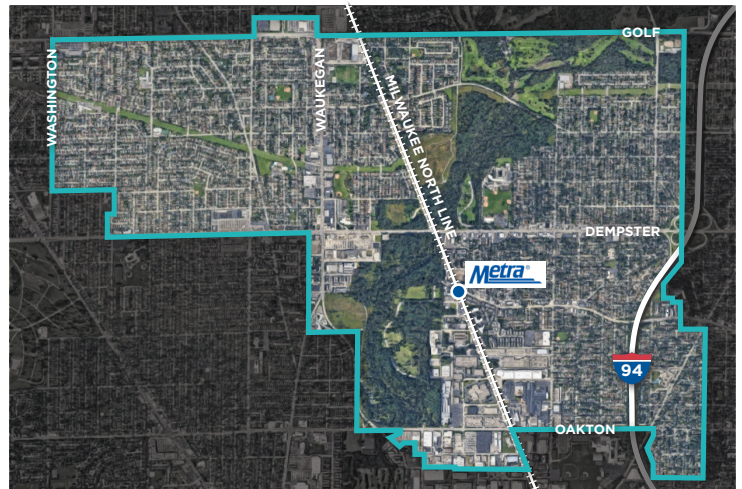


Community Overview



Incredibly Close Amazingly Open



QUICK FACTS

Median Household Income

\$91,389

MORTON GROVE

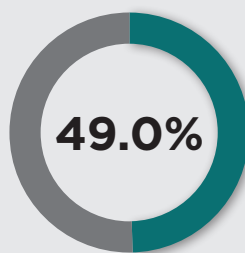
\$91,389

ILLINOIS

\$72,563


\$70,784
UNITED STATES

Education



AGED 25+ HAVE
EARNED A COLLEGE
DEGREE

Diversity



36.6%

WERE BORN
OUTSIDE OF THE
UNITED STATES

Transportation

- 1** INTERSTATE
- 1** METRA LINE
- 5** BUS LINES
- 3.4** MILES OF PAVED TRAIL
- 15** MINUTES TO O'HARE

Population

25,297
RESIDENTS

5.09 SQUARE MILES

Housing

9,015
UNITS

86.5%

OWNER-OCCUPIED

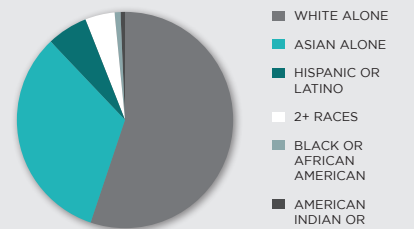
Home Value



\$332,100

MEDIAN
HOME VALUE

Race & Ethnicity



DOING BUSINESS



\$411,389,401
IN ANNUAL RETAIL SALES

\$17,936

IN ANNUAL RETAIL SALES PER CAPITA



10,288
WORKERS IN
MORTON GROVE

2,312,533
WORKERS IN
COOK COUNTY

Average Daily Traffic



39,500

DEMPSTER STREET

23,200

WAUKEGAN ROAD



**TRAVEL
DISTANCE**

CITY	MILES	DRIVING DAYS
Atlanta	731	2
Chicago	2	0
Cleveland	359	1
Dallas	934	2
Denver	1,009	2
Detroit	297	1
Kansas City	528	1
Los Angeles	2,018	4
Memphis	547	1
Minneapolis	401	1
New Orleans	940	2
New York	804	2
St. Louis	304	1
Seattle	2,056	4

TOP 10 EMPLOYERS

#	EMPLOYER	EMPLOYEES
1	Xylem	475
2	John Crane	460
3	Amazon Fresh	300
4	Fareva	300
5	Active Disposal	225
6	Quantum Color Graphics	200
7	Bunzl Retail Services	200
8	Integrated Merchandising	157
9	Menards	150
10	Illinois Bone & Joint Inst.	150