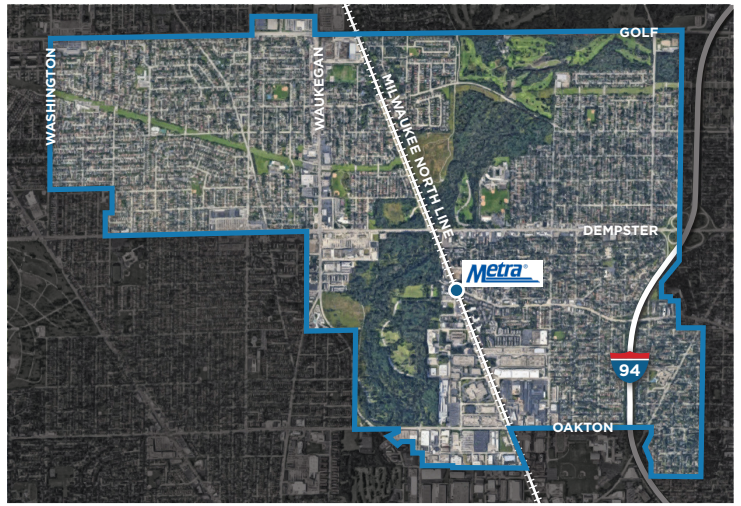


# MORTON GROVE

Incredibly Close  Amazingly Open

## 2025 COMMUNITY OVERVIEW



### QUICK FACTS

Median Household Income

**\$106,078**

MORTON GROVE

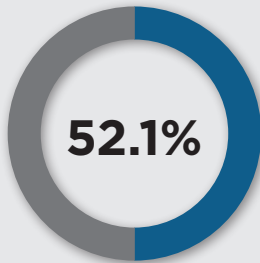
\$106,078

ILLINOIS

\$80,306


\$77,719  
UNITED STATES

Education



AGED 25+ HAVE  
EARNED A COLLEGE  
DEGREE



Diversity



**38.1%**

WERE BORN  
OUTSIDE OF THE  
UNITED STATES

Transportation

- 1** INTERSTATE 
- 1** METRA LINE 
- 6** BUS LINES 
- 1** PULSE LINE 
- 3.4** MILES OF PAVED TRAIL 
- 15** MINUTES TO O'HARE 

Population

**24,687**  
RESIDENTS

**5.09** SQUARE MILES  
4,850 RESIDENTS/MI<sup>2</sup>

Housing

**9,546** UNITS

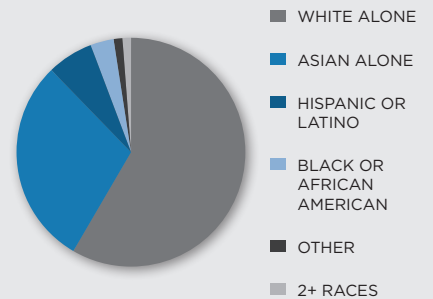
**84.5%**  
OWNER-OCCUPIED

Home Value



**\$377,000**  
MEDIAN  
HOME VALUE

Race & Ethnicity



### DOING BUSINESS



**\$597,389,748**  
ANNUAL RETAIL SALES

**\$23,982**  
ANNUAL RETAIL SALES PER CAPITA



**11,995**  
WORKERS IN  
MORTON GROVE

**2,632,166**  
WORKERS IN  
COOK COUNTY



**TRAVEL  
DISTANCE**

CITY	MILES	DRIVING DAYS
Atlanta	731	2
Chicago	2	0
Cleveland	359	1
Dallas	934	2
Denver	1,009	2
Detroit	297	1
Kansas City	528	1
Los Angeles	2,018	4
Memphis	547	1
Minneapolis	401	1
New Orleans	940	2
New York	804	2
St. Louis	304	1
Seattle	2,056	4

### TOP 10 EMPLOYERS

#	EMPLOYER	EMPLOYEES
1	Xylem	475
2	John Crane	378
3	Lakeshore Recycling	225
4	Fareva	200
5	Quantum Color Graphics	200
6	Molloy Education Center	167
7	Bunzl Retail Services	150
8	Illinois Bone & Joint Inst.	150
9	Menards	150
10	MG Living & Rehab	125

Average Daily Traffic



**41,300**  
DEMPSTER STREET

**24,300**  
WAUKEGAN ROAD