



VILLAGE OF MORTON GROVE
APPEARANCE COMMISSION

Flickinger Municipal Center
6101 Capulina Avenue, Morton Grove, IL 60053

Tuesday, May 5, 2025 - 7:00 P.M.
AGENDA

I. **CALL TO ORDER**

II. **APPROVAL OF MINUTES**

April 7, 2026, Meeting of the Appearance Commission

III. **PUBLIC MEETING**

CASE AC 26-05 (Continued)

APPLICANT Malik Lighting & Signs on behalf of Dempster 5801 Business, Inc.

LOCATION 5801 Dempster Street
Morton Grove, Illinois 60053

PETITION Request for approval of an Appearance Certificate for signage plan for the rebranding of an existing automobile mini mart in the C-1 General Commercial District.

IV. **OTHER BUSINESS**

V. **CLOSE MEETING**

MINUTES OF THE APRIL 7, 2026
MEETING OF THE MORTON GROVE APPEARANCE COMMISSION
MORTON GROVE VILLAGE HALL, 6101 CAPULINA AVENUE, MORTON GROVE, IL 60053

Pursuant to proper notice in accordance with the Open Meetings Act, the regular meeting of the Appearance Commission was called to order at 7:00 p.m. by Chairperson Pietron, Ms. Kirchner called the roll.

Commissioners Present: Dahlberg, Israel, Manno, Minx, Pietron, and Zimmer

Commissioners Absent: Block without notice

Village Staff Present: Zoe Heidorn, Director of Community and Economic Development
Anne Ryder Kirchner, Planner/Zoning Administrator, Secretary

Trustees Present: Minx, Thill and White

Chairman Pietron welcomed Zoe in her new position as Director of Community and Economic Development.

Chairman Pietron proceeded to seek approval of the March 3, 2026 minutes.

Commissioner Minx moved to approve the minutes. Commissioner Manno seconded the motion. Chairperson Pietron called for the vote.

| | |
|------------------------------|---------|
| Commissioner Dahlberg voting | aye |
| Commissioner Israel voting | aye |
| Commissioner Manno voting | aye |
| Commissioner Minx voting | aye |
| Commissioner Zimmer voting | abstain |
| Chairman Pietron voting | aye |

Minutes approved (5-0)

Chairperson Pietron called for the first case.

CASE: AC 26-05

APPLICANT: Malik Lighting & Signs

LOCATION: 5801 Dempster Street
Morton Grove, Illinois 60053

PETITION: Request for approval of an Appearance Certificate for a signage plan for the rebranding of an existing automobile mini mart and service station in the C-1 General Commercial District.

The applicant was not present. Chairman Pietron moved to continue the case to the next meeting, this was seconded by Commissioner Zimmer. Chairperson Pietron called for the vote.

Commissioner Dahlberg voting aye
Commissioner Israel voting aye
Commissioner Manno voting aye
Commissioner Minx voting aye
Commissioner Zimmer voting aye
Chairperson Pietron voting aye

Motion passed (6-0)

CASE: AC 26-07

APPLICANT: Poko Loko School, Inc.

LOCATION: 5633 Dempster Street
Morton Grove, Illinois 60053

PETITION: Request for approval of an Appearance Certificate for building plans associated with case PC 26-05, a request for an amendment to a Special Use Permit to allow the expansion of an existing daycare facility.

Ms. Heidorn stated the applicant is requesting approval of an Appearance Certificate for building plans associated with case PC 26-05, a request for amendment to a Special Use Permit to allow the expansion of the existing Poko Loko daycare east to include the property at 5633 Dempster Street. Lighting, landscaping, and fencing for the project were previously reviewed by the Appearance Commission in 2024 under Case 24-15, but no plans for the conceptual storage building were presented or approved at that time.

The proposed 1,600-square-foot building's north elevation facing Dempster will be faced with modular brick veneer, similar to the adjacent Polo Loko building. The other three elevations will be faced with split face concrete block in a coordinating finish. Staff has no concerns with the application and would be happy to answer any questions.

David Clatch Jr. of Poko Loko presented the proposed plan for the building. The building will house decorations, extra supplies, and sports equipment.

Commissioner Israel asked to note that he owns the Polo Loko building at 5641-45 Dempster Street and does not own 5633 Dempster (subject property) which is owned by Poko Loko. He said he will not abstain from the vote for the storage building.

Mr. Clatch noted that the architect chose the proposed face brick to match the adjacent Poko Loko, east side wall. Further brick samples were suggested to the applicant by their landlord, Commissioner Israel and presented to the Commission. The brick veneer samples presented were Oxford Rose, Ashcroft Rose and Sandford all by Glen-Gery.

Chairman Pietron asked about the location of the concrete split block, it will be on three faces of the building. The product requires routine maintenance to prevent water seepage. Mr. Clatch said they will perform the required maintenance.

It was noted that no additional lighting is proposed.

Commissioner Israel said he has concerns with the concrete split block.

Commissioner Minx made a motion of approval for building plans associated with PC 26-07, a request for an amendment to a Special Use Permit to allow the expansion of an existing daycare facility at the property commonly known as 5633 Dempster Street in Morton Grove, staff recommends the following conditions of approval:

1. Prior to filing any Building Permit Application, the owner/applicant shall provide the Village with site plan, and building specifications for review and approval. Site plan and building specifications must be deemed consistent with the approved materials and Appearance Commission discussion, as determined by the Community Development Administrator and Appearance Commission Chairperson. If such designs are deemed to be inconsistent with the approved materials or discussion with the Appearance Commission, or are deemed to be of a lower quality than the approved materials, then the owner/applicant will be required to file an application for an amendment to the Appearance Certificate.

Chairperson Pietron called for the vote.

| | |
|------------------------------|-----|
| Commissioner Dahlberg voting | aye |
| Commissioner Israel voting | aye |
| Commissioner Manno voting | aye |
| Commissioner Minx voting | aye |
| Commissioner Zimmer voting | aye |
| Chairperson Pietron voting | aye |

Motion passed (6-0)

Other Business

Ms. Heidorn noted a new timetable for the Appearance Awards in order to not conflict with the Greener Morton Grove Award that is given by the Environment and Natural Resources Commission. The Award would have an October deadline.

Chairperson Pietron moved to adjourn the meeting. The motion was seconded by Commissioner Minx. The motion to adjourn the meeting was approved unanimously pursuant to a voice vote at 7:11 p.m.

Minutes by: Anne Ryder Kirchner

To: Chairperson Pietron and Members of the Appearance Commission

From: Zoe Heidorn, Director of Community and Economic Development
Anne Ryder Kirchner, Planner/Zoning Administrator

Date: March 31, 2026

Re: Appearance Commission Case AC 26-05

Request for approval of an Appearance Certificate for a signage plan for the rebranding of an existing automobile mini mart and service station in the C-1 General Commercial District for the property commonly known as 5801 Dempster Street (PIN 10-20-201-051-0000) in Morton Grove, Illinois. The applicant is Malik Lighting & Signs on behalf of property owner, Dempster 5801 Business Inc.

STAFF REPORT

Application Summary

Malik Lighting & Signs on behalf of Dempster 5801 Business Inc. (“applicant”), submitted a complete Appearance Commission Application to the Department of Community and Economic Development requesting an Appearance Certificate for new signage as part of a rebranding of the existing automobile mini mart and service station at 5801 Dempster Street.

Subject Property

The subject property is located at the southwest corner of Dempster Street and Menard Avenue. The property measures approximately 14,980 square feet (3.4 acres) in area and has approximately 238 feet of street frontage along abutting roadways, not including the public alley to the south. To the north, east, and west of the property are retail and office establishments also located in the C-1 General Commercial District. To the south of the subject property are single-family residences zoned in the R-2 Single-Family Residence District.



Subject Property Location Map

Project Overview

The existing automobile mini mart station is being rebranded from Amoco to Citgo and as part of the rebranding, the existing nonconforming pylon sign, gas canopy, and gas pumps are being updated with new signage and architectural accents. No changes are proposed to the existing parking lot or access drives serving the gas station and no building facade improvements are proposed aside from improvements to the gas canopy.

Staff notes that the separate service station business on the site, Lee Elston Auto, has multiple facia and wall signs that were installed without a permit. Staff will work with Code Enforcement to determine the conformity of the service station signs and ensure their compliance.



Subject Property Showing Signage of Both Businesses

Signage

Several sign types are proposed, including replacement of an existing nonconforming pylon sign with a pole sign, updated gas canopy signs, and various smaller signs on the gas pumps. The Village’s applicable sign requirements and the project’s compliance are outlined in the following table.

| C-1 SIGN CONTROLS | REQUIREMENT | PROPOSED | COMPLIANCE |
|--|--|---|---|
| Wall Signs Size – Primary Frontage (Dempster Street) (10-10-7.F.3) | Up to one and one-half (1.5) sq. ft. of wall signage per each linear foot of frontage or one hundred twenty (120) sq. ft. of signage (whichever is less) shall be allowed on the primary frontage of each tenant space of a nonresidential building. Max. 120 sq. ft. | 38.5 sq. ft. (canopy sign) | Compliant |
| Number of Additional Signs (10-10-4:F) | No more than two (2) exempt small signs shall be allowed per lot. | 4 gas pump toppers, 8 pump skirt decals, and 8 valence decals Total: 20 exempt small signs | Waiver to increase number to allow for 20 new exempt signs |

| | | | |
|--|--|---|--|
| Wall Signs Size – Secondary Frontage (Menard Avenue) (10-10-7.F.4) | Up to one and one-half (1.5) sq. ft. of additional wall signage per each linear foot of frontage or thirty two (32) sq. ft. of signage (whichever is less) shall be allowed on the secondary frontage of each tenant space of a nonresidential building. Max. 32. sq. ft. | 2 x 12 sq. ft. = 24 sq. ft. (canopy signs) | Compliant |
| Pole Sign Prohibited (10-10-5:C) | POLE SIGN: Any sign which is permanently affixed in or upon the ground, supported by one or more structural members, the total width of which is/are less than one-third (1/3) the width of the sign face, with air space between the ground and the sign face (10-10-2). | Pole sign with two poles supporting new cabinet signs using existing footings | Waiver to allow pole sign |
| Pole Sign Location (10-10-7.G.6) | Min. greater of ½ height or 4 ft. from public ROW = Min. 12.5 ft. from ROW | 6.7 ft. setback along Dempster 11.5 ft. setback along Menard | Waiver of 5.8 ft. to required setback along Dempster Waiver of 1.0 ft. to required setback along Menard |
| Pole Sign Face area (10-10-7.G.2) | Combined sign face area shall not exceed 50 sq. ft. | Combined area of 63.93 sq. ft. | Waiver of 13.9 sq. ft. for sign face |
| Ground Monument and Pylon Sign Landscaping (10-10-7.G.5) | All ground monument and pylon signs shall be located in a landscaped bed that extends at least two feet (2') from the base on all sides. The landscape bed of a pylon sign shall be planted with shrubs at least three feet (3') in height. | Landscape bed with existing 6 evergreen plantings, 4 ft. in height to remain | Compliant |

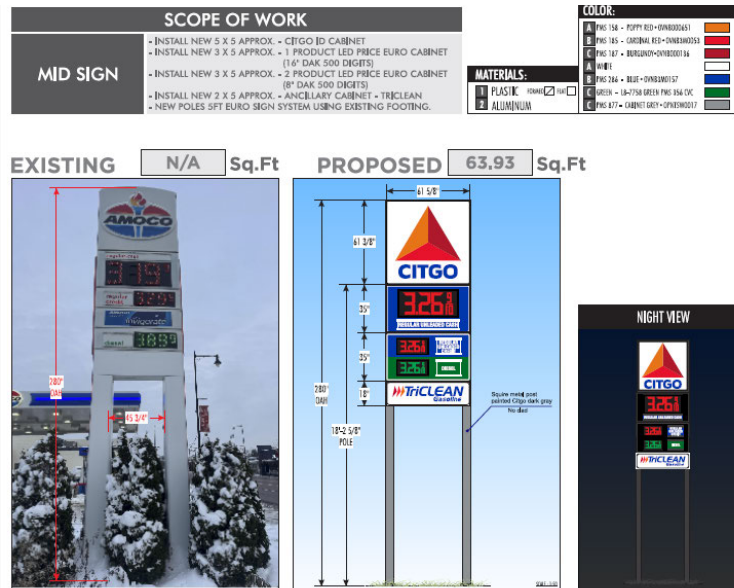
As outlined in the table above, the proposed signage requires four waivers to the following section of the Morton Grove Municipal Code:

- Section 10-10-4:F – A waiver to allow more than two (2) exempt small signs per lot.
- Section 10-10-5:C – A waiver to allow a pole sign to replace a pylon sign.
- Section 10-10-7G.6 – A waiver to allow a pole sign to be set back less than required along the two rights-of-way.
- Section 10-10-7.G.2 – A waiver to allow a pole sign face to exceed the maximum allowed area.

Replacement Pole Sign & Landscape Bed

The applicant proposes to replace the existing pylon sign with a new pole sign with updated digital pricing signs. The pole sign will be installed in the same location as the existing pylon sign within a landscaped bed. The proposed pole sign is non-conforming due to (1) sign type as a prohibited pole sign, (2) not observing the required minimum setbacks of 12.5 feet from the abutting rights-of-way, and (3) exceeding the allowable combined face size by 13.9 square feet. The new sign poles will be painted dark grey.

An Appearance Certificate was approved for the existing pylon sign under case AC 19-09, with waivers for the setbacks from Dempster Street and Menard Avenue. The landscaped bed and plantings will remain in place as it exists today, with any dead plant material replaced.



Existing Pylon Sign; Proposed Pole Sign and Sign Face Replacements

Additional Signage & Total Sign Area

In addition to the canopy signage, the applicant is proposing to install 4 gas pump topper signs, 8 gas pump valence signs, and 8 gas pump base signs.

Per Section 10-10.7:F, the maximum area for wall signs along the primary frontage is 120 square feet and the maximum area for wall signs along a secondary frontage is 32 square feet. The north elevation (facing Dempster Street) is considered to the primary frontage because it contains the primary entrance to the building. The north canopy sign contributes to the total sign area on the primary frontage along with any additional signage facing Dempster Street. The east canopy sign contributes to total sign area on the secondary frontage facing Menard Avenue and is within the maximum 32 square feet permitted.

While the total proposed wall sign area is compliant, the Unified Development Code (Title 12) does not provide clear guidance or regulation of smaller signs that are typically displayed on gas station pumps and related equipment. As such, the proposed signage will require a variance to allow for the additional signs. The sign package approved by the Appearance Commission for the 9544 Waukegan Road Mobil gas station (Case AC 26-02) was similar in terms of the number of signs and sign locations requested. The Village should consider amending Chapter 10-10 to allow for smaller pump signs and other incidental signage on gas station properties, consistent with practices in other communities.

With the understanding that the pole sign and canopy signs will be improved as part of the rebranding, *staff has no concerns with the request for waivers for the installation of small signage on the gas pumps.* Taken as a whole, the proposed signage does not exceed the wall sign area permitted per frontage and similar signage has been permitted at gas stations located in the Village. The proposed additional signage is located under a gas canopy adjacent to gas pumps and is a common application that does not add to visual clutter as seen from the public right-of-way.

Lighting

No photometric plan was submitted by the applicant. No additional parking lot or on-site lighting is proposed. The new pole sign face will be illuminated, including digital pricing signs and the canopy signs will be illuminated with LED backlighting. The gas canopy is proposed to feature LED downlighting on all faces that would be concealed behind a small fascia that would blend with the canopy face. To ensure that lighting and illumination are in keeping with the desired character of the commercial corridor and do not negatively impact the abutting residential district, staff recommends the following condition of approval: **Illuminated signage and other lighting features on the property may not exceed 5,000K (degrees Kelvin). All lighting on the property shall be directed away from surrounding properties and all lighting fixtures shall be of full**

cutoff design. Light shall be directed only within the subject property and shall not extend beyond the property line in any direction, except for minimal indirect reflection. Sign illumination and lighting shall not be blinking, fluctuating, or moving. With the exception of the electronic price signs, all LED lighting on the property shall be required to provide full shielding from the light source. The Director of Community and Economic Development shall reserve the right to require a full photometric plan, subject to review by the Village Engineer or their designee, to verify compliance with this condition of approval.

Appearance Commission Review

In accordance with Unified Development Code Section 2-10-2:A, the Appearance Commission shall conduct design reviews and approve or disapprove applications for sign permits and relief from the technical requirements of the sign code in accordance with title 10, chapter 10 of this code.

The Sign Variance Standards (Sec. 10-10-3:E) established in the Code are as follows:

1. In the opinion of the appearance commission the proposed sign displays a level of creativity which might not be achieved if strict adherence to the technical requirements of this chapter were imposed; or
2. There are special circumstances unique to the property that would create practical difficulties if the technical requirement of this chapter were imposed. By way of example, but not by way of limitation, such circumstances include the size, shape, topography, location or surroundings affecting the property; however,
3. Under no circumstances may a sign be approved if the proposed sign violates the standards set forth in subsection D2 or D3 of this section. (See below)
4. The appearance commission may approve and amend a sign plan for a building or development with multiple tenants. Upon such approval, the village administrator shall approve all signs for such building or developments which conform to said plan without further design review by the appearance commission.

As referenced in Section 10-10-3:E, the standards established in subsections D2 and D3 are as follows:

- D. Standards For Permit Approval: The village administrator shall approve an application if all of the following standards have been met or can be met with conditions as may be included in a conditional approval:
 2. The sign as proposed does not violate any other applicable code provisions and/or standards of the village of Morton Grove, state of Illinois, or federal government; and
 3. The sign will not:
 - a. Cause substantial injury to the value of other properties in the vicinity, or
 - b. Be detrimental to the public safety or welfare in the neighborhood where it is located, or
 - c. Unreasonably impair the visibility to adjacent property or public right of way, or
 - d. Be inconsistent with any approved plan for the building or the district or area where it is located, or
 - e. Be inconsistent with other signs on the property, or with the architectural character of the building, or
 - f. Alter the essential character of the neighborhood, or
 - g. Violate the purpose, spirit, or intent of this code.

Recommendation

If the Appearance Commission approves the request for an Appearance Certificate for new signage with associated waivers described herein under Appearance Certificate (AC 26-05) for the property commonly known as 5801 Dempster Street in Morton Grove, Illinois, staff recommends the following conditions of approval:

1. *Illuminated signage and other lighting features on the property may not exceed 5,000K (degrees Kelvin). All lighting on the property shall be directed away from surrounding properties and all lighting fixtures shall be of full cutoff design. Light shall be directed only within the subject property and shall not extend beyond the property line in any direction, except for minimal indirect reflection. Sign illumination and lighting shall not be blinking, fluctuating, or moving. With the exception of the electronic price signs, all LED lighting on the property shall be required to provide full shielding from the light source. The Director of Community and Economic Development shall reserve the right to require a full photometric plan, subject to review by the Village Engineer or their designee, to verify compliance with this condition of approval.*

2. *Prior to filing any Sign Permit Application, the owner/applicant shall provide the Village with final details regarding all sign locations and dimensions on the subject property, including existing signs on the primary structure that are to remain, that must be deemed consistent with the approved signs, as determined by the Community Development Administrator and Appearance Commission Chairperson. If such designs are deemed to be inconsistent with the approved plans, then the owner/applicant will be required to file an application for an amendment to the Appearance Certificate.*
3. *[Additional conditions as recommended by the Appearance Commission.]*



Incredibly Close ✦ Amazingly Open

Appearance Commission Application

Village of Morton Grove Department of Community & Economic Development
6101 Capulina Avenue, Morton Grove, Illinois 60053 | 847-663-3063 | commdev@mortongroveil.org

Case Number: 26-05 Date Application Filed: 3/10/2026

APPLICANT INFORMATION

Applicant Name: Malik Lighting & Signs
Applicant Address: 3960 Industrial ave
Applicant City / State / Zip Code: Rolling Meadows, IL, 60008
Applicant Phone: (847) 791 8075 Mobil / Other: ()
Applicant Email: [REDACTED]
Applicant Legal Interest in Property (Owner, Tenant, Etc.): Contractor
Applicant Signature: [Signature]

PROPERTY INFORMATION

Common Address of Property: 5801 W Dempster St. Morton Grove, IL, 60053
Property Identification Number (PIN): _____
Zoning District: C-1 Property's Current Use: Gas Station

APPLICANT'S REQUEST (ATTACH ADDITIONAL SHEETS AS NECESSARY):

1. Applicant is requesting Appearance Commission approval for the following:
Sign variation for size (exceeds 50 sq. ft),
set back from public right of way and size
of landscape bed.
2. Provide detailed information to explain the reason for the request (attach additional sheets as necessary):
applying for a sign permit with the city of
M.G.
final project is rebranding - replacement of sign,
total sq ft 63.93

CUSTOMER
CITGO

STORE ID
15240002

SITE ADDRESS
MORTON GROVE, ILLINOIS

RENDERING #
15240002-RENDERING_A

Los Angeles • Knoxville
800-423-4283
www.SignResource.com



SCOPE OF WORK

MID SIGN

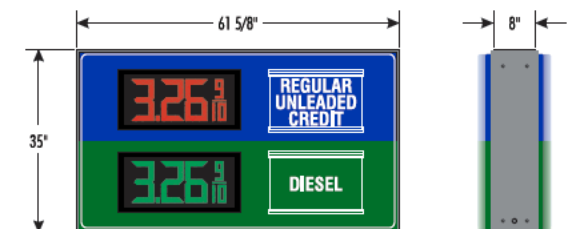
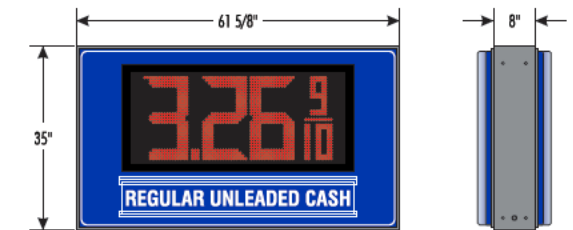
- INSTALL NEW 5 X 5 APPROX. - CITGO ID CABINET
- INSTALL NEW 3 X 5 APPROX. - 1 PRODUCT LED PRICE EURO CABINET (16" DAK 500 DIGITS)
- INSTALL NEW 3 X 5 APPROX. - 2 PRODUCT LED PRICE EURO CABINET (8" DAK 500 DIGITS)
- INSTALL NEW 2 X 5 APPROX. - ANCILLARY CABINET - TRICLEAN
- NEW POLES 5FT EURO SIGN SYSTEM USING EXISTING FOOTING.

COLOR:

| | | |
|---|-------------------------------------|--|
| A | PMS 158 - POPPY RED • 0VNB00651 | |
| B | PMS 185 - CARDINAL RED • 0VNB3M0053 | |
| C | PMS 187 - BURGUNDY • 0VNB00136 | |
| A | WHITE | |
| B | PMS 286 - BLUE • 0VNB3M0157 | |
| C | GREEN - 18-7758 GREEN PMS 356 CVC | |
| C | PMS 877 - CABINET GREY • DPNTS0017 | |

MATERIALS:

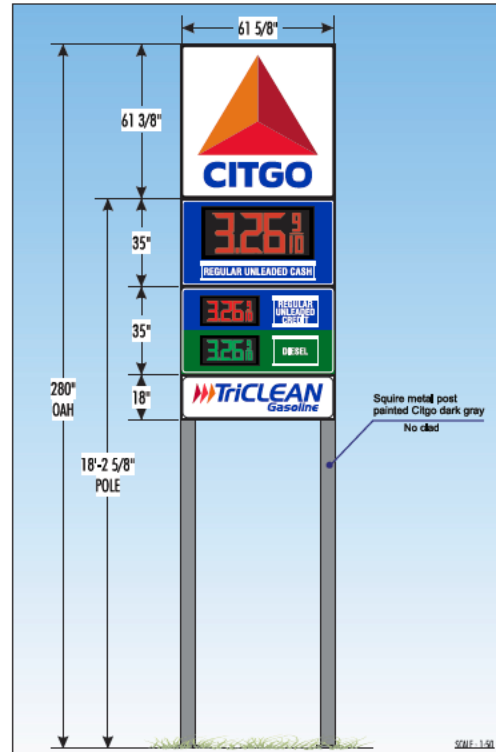
- 1 PLASTIC FORMED FLAT
- 2 ALUMINUM



EXISTING N/A Sq.Ft



PROPOSED 63.93 Sq.Ft



12/10/2025 (FD/SP)

SCALE: 1:24

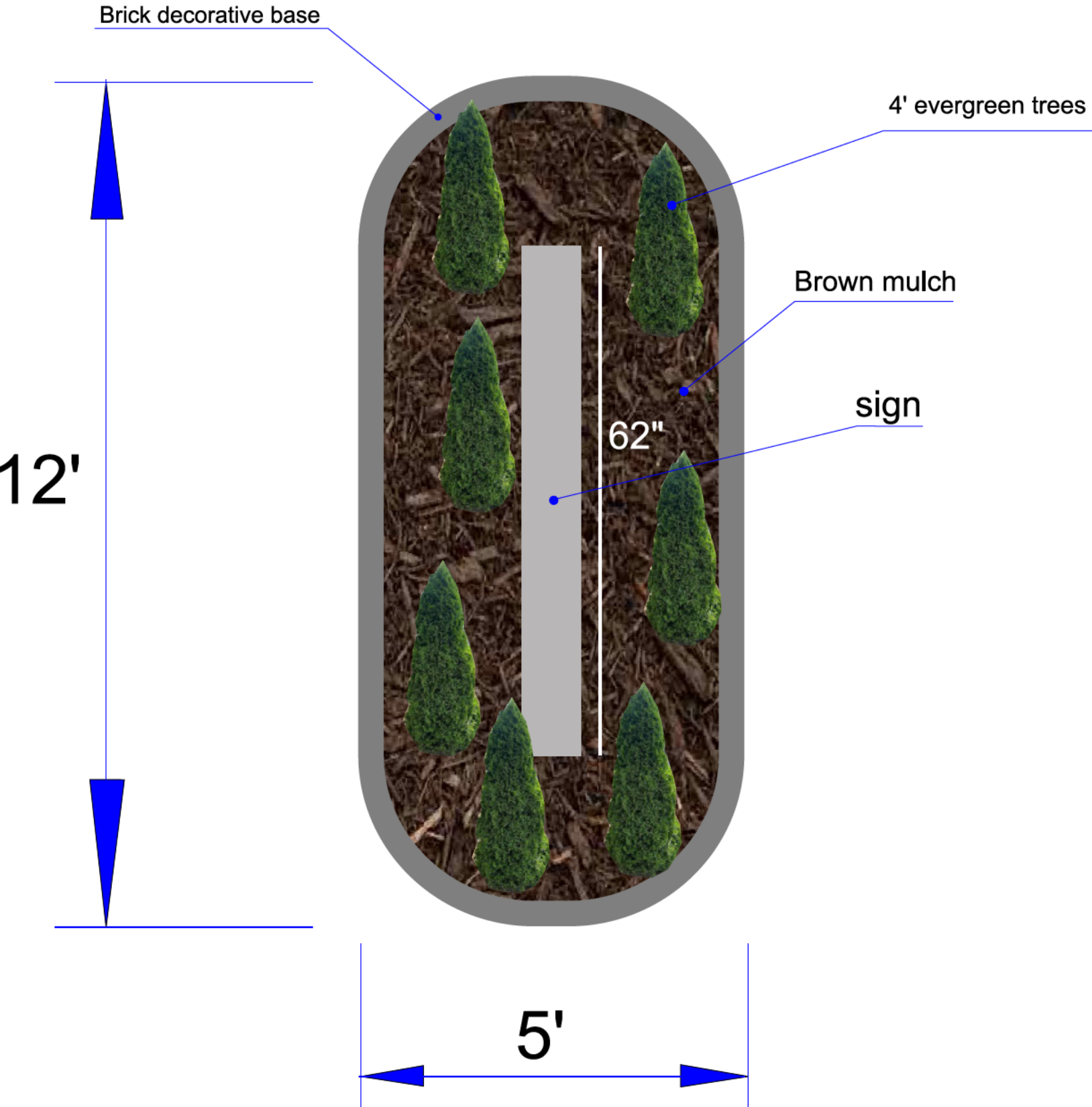
THIS RENDERING IS FOR REFERENCE AND PERMITTING PURPOSES ONLY
 ANY SEPARATE OR OPTIONAL COMPONENTS MUST BE ORDERED SEPARATELY
 ALL ELECTRICAL SIGNS WILL COMPLY WITH UL 48 - UL FILE #E46729

Please Note: Weights and Measures requirements vary by State, County and Municipality. It is the responsibility of the customer to confirm that these graphics are compliant with all local Regulations, Statutes and Ordinances. Compliance must be confirmed by the party obtaining the permit. SignResource is not liable for misinterpretation of local Weights and Measures requirements or any rule changes that may occur after the order has been placed. If permitting and installation is provided by SignResource, we will make every effort to confirm the signage provided is compliant at the time of installation.

APPROVAL SIGNATURE _____ DATE _____
 By signing, you are validating the dimensions and graphic provided to SignResource and/or you are handling your own installation.

Landscape plan

5801 Dempster St.
Morton Grove, IL 60053



| CANOPY KIT PART | | CGODLCPY-3618 |
|----------------------|--|---------------|
| PART NUMBER | DESCRIPTION | QTY |
| ACM PANELS | | |
| 1CGOACM36R | RED ACM PANEL | 0 |
| 1CGOACM36S | SILVER ACM PANEL | 0 |
| DOWNLIGHT COMPONENTS | | |
| 1CGOREXT2DIB-120 | D.L. ASSEMBLY 120in RED | 10 |
| 1CGOSLEXT2DIB-120 | D.L. ASSEMBLY 120in SILVER | 5 |
| 1CGOREXT2DIB-60 | D.L. ASSEMBLY 60in RED | 2 |
| 1CGOSLEXT2DIB-60 | D.L. ASSEMBLY 60in SILVER | 4 |
| 1CGOSLEXT2DIB-LTMK | SILVER D.L. ASSEMBLY @ TRIMARK LEFT | 1 |
| 1CGOSLEXT2DIB-RTMK | SILVER D.L. ASSEMBLY @ TRIMARK RIGHT | 1 |
| 1CGOREXT2DIB-CNR | D.L. CORNER 13in X 13in RED | 2 |
| 1CGOSLEXT2DIB-CNR | D.L. CORNER 13in X 13in SILVER | 2 |
| 1CGOREXTENDCAPL | CANOPY D.L. LEFT END CAP RED | 0 |
| 1CGOSLEXTENDCAPL | CANOPY D.L. LEFT END CAP SILVER | 0 |
| 1CGOREXTENDCAPR | CANOPY D.L. RIGHT END CAP RED | 0 |
| 1CGOSLEXTENDCAPR | CANOPY D.L. RIGHT END CAP SILVER | 0 |
| 1CGODLCVINYL R | 8in x 60in TRANSITION VINYL - RED | 4 |
| 1CGODLCVINYL S | 8in x 60in TRANSITION VINYL - SILVER | 0 |
| CGO48CNRKR | RADIUS CORNER BUILDOUT - RED | 0 |
| CGO48CNRKS | RADIUS CORNER BUILDOUT - SILVER | 0 |
| OGCPS24200 | GE 24V-200W LED POWER SUPPLY ENCLOSURE | 11 |
| OFSC0875ER | #8 X 3/4in RED PAINTED SCREW | 0 |
| OFSC000075 | #10 X 3/4in" HEX WASHER HEAD | 126 |
| OFSC0875SL | #8 X 3/4in PHILLIPS SILVER TEC SCREW | 0 |
| CGO2DIMANUAL | INSTALLATION GUIDE | 1 |

← FOLD AT LINE ←

STORE

FASCIA HEIGHT: 36"

| CANOPY KIT PART | | CGODLCPY-3618 |
|----------------------|--|---------------|
| PART NUMBER | DESCRIPTION | QTY |
| ACM PANELS | | |
| 1CGOACM36R | RED ACM PANEL | 0 |
| 1CGOACM36S | SILVER ACM PANEL | 0 |
| DOWNLIGHT COMPONENTS | | |
| 1CGOREXT2DIB-120 | D.L. ASSEMBLY 120in RED | 10 |
| 1CGOSLEXT2DIB-120 | D.L. ASSEMBLY 120in SILVER | 5 |
| 1CGOREXT2DIB-60 | D.L. ASSEMBLY 60in RED | 2 |
| 1CGOSLEXT2DIB-60 | D.L. ASSEMBLY 60in SILVER | 4 |
| 1CGOSLEXT2DIB-LTMK | SILVER D.L. ASSEMBLY @ TRIMARK LEFT | 1 |
| 1CGOSLEXT2DIB-RTMK | SILVER D.L. ASSEMBLY @ TRIMARK RIGHT | 1 |
| 1CGOREXT2DIB-CNR | D.L. CORNER 13in X 13in RED | 2 |
| 1CGOSLEXT2DIB-CNR | D.L. CORNER 13in X 13in SILVER | 2 |
| 1CGOREXTENDCAPL | CANOPY D.L. LEFT END CAP RED | 0 |
| 1CGOSLEXTENDCAPL | CANOPY D.L. LEFT END CAP SILVER | 0 |
| 1CGOREXTENDCAPR | CANOPY D.L. RIGHT END CAP RED | 0 |
| 1CGOSLEXTENDCAPR | CANOPY D.L. RIGHT END CAP SILVER | 0 |
| 1CGODLCVINYL R | 8in x 60in TRANSITION VINYL - RED | 4 |
| 1CGODLCVINYL S | 8in x 60in TRANSITION VINYL - SILVER | 0 |
| CGO48CNRKR | RADIUS CORNER BUILDOUT - RED | 0 |
| CGO48CNRKS | RADIUS CORNER BUILDOUT - SILVER | 0 |
| OGCPS24200 | GE 24V-200W LED POWER SUPPLY ENCLOSURE | 11 |
| OFSC0875ER | #8 X 3/4in RED PAINTED SCREW | 0 |
| OFSC000075 | #10 X 3/4in HEX WASHER HEAD | 126 |
| OFSC0875SL | #8 X 3/4in PHILLIPS SILVER TEC SCREW | 0 |
| CGO2DIMANUAL | INSTALLATION GUIDE | 1 |

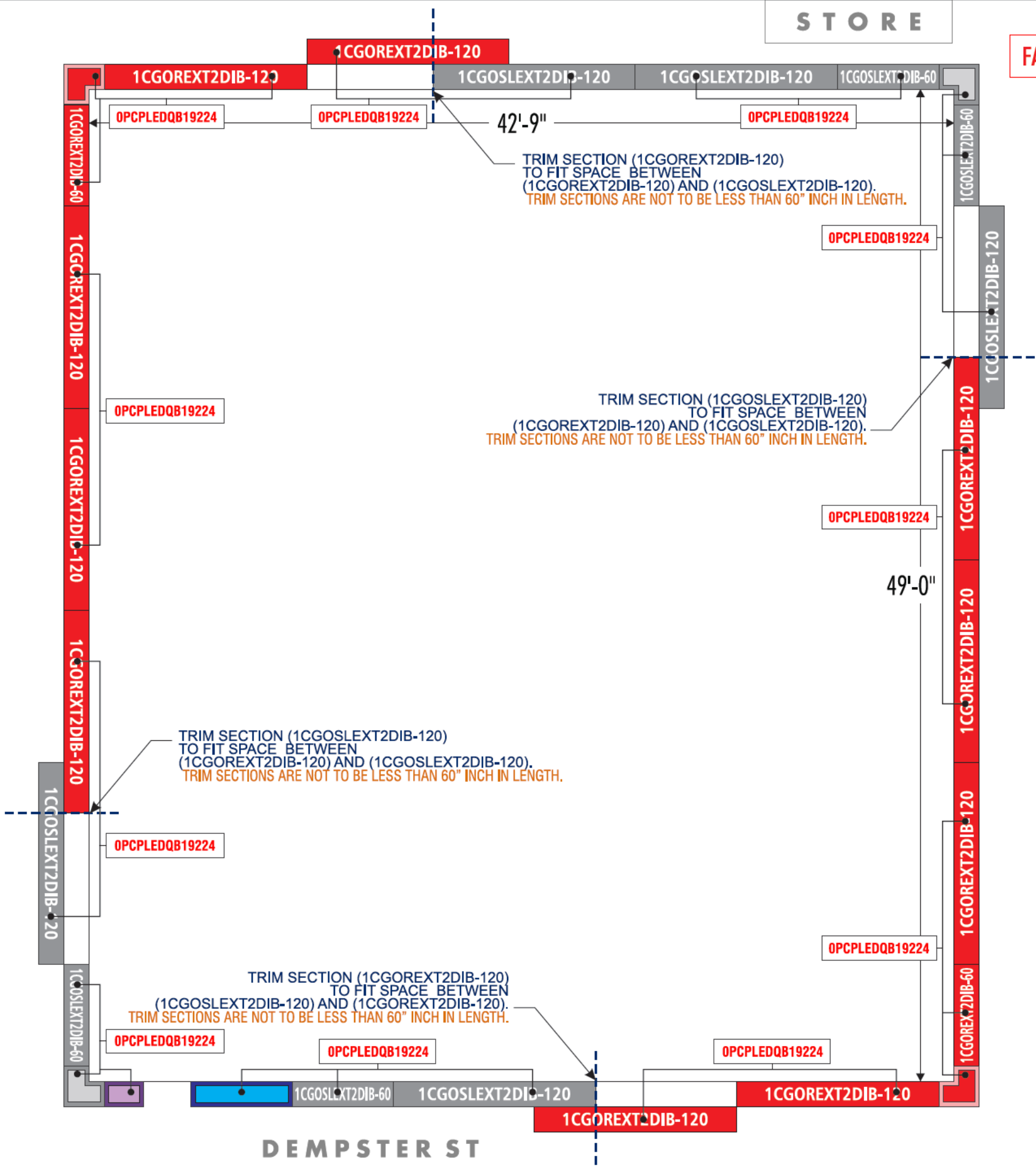


Sign Here : _____
 By signing, you are validating the dimensions and graphic provided to Sign Resource and/or you are handling your own installation

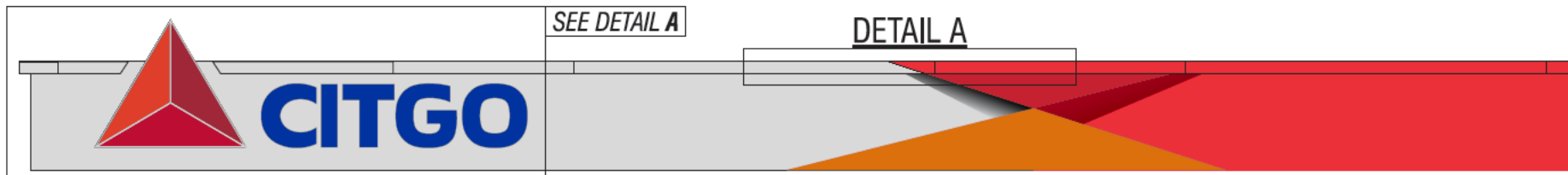
| CITGO FASCIA DOWNLIGHT COMPONENTS | |
|-----------------------------------|--------------------------------|
| | MITER SECTION AT TRIMARK LEFT |
| | MITER SECTION AT TRIMARK RIGHT |
| | DL CORNER SECTION - RED |
| | DL CORNER SECTION - SILVER |
| | 120" DL SECTION - SILVER |
| | 120" DL SECTION - RED |
| | 60" DL SECTION - SILVER |
| | 60" DL SECTION - RED |
| | ENDCAP - SILVER |
| | ENDCAP - RED |
| | POWER SUPPLY |

MENARD AVE

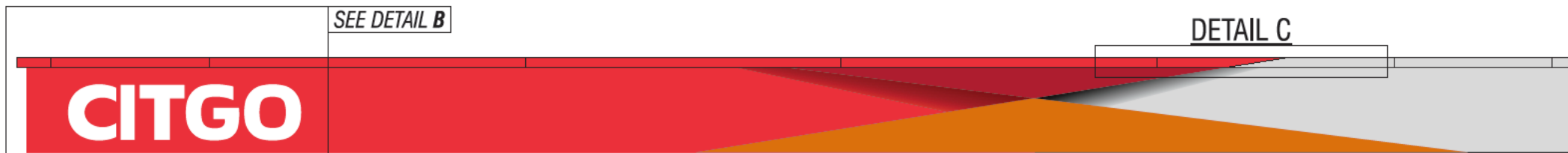
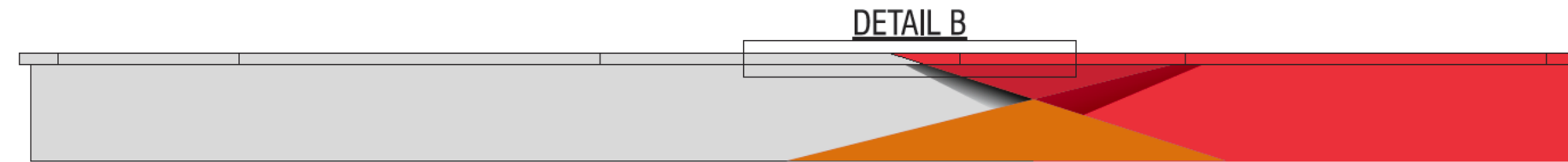
DEMPSTER ST




FASCIA HEIGHT: 36"



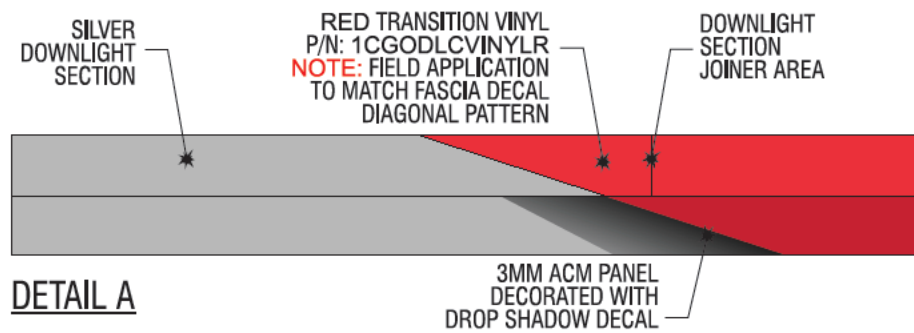
SHOWN WITH EXTENDED 42" TRIMARK AND 21" BLUE CHANNEL LETTERS



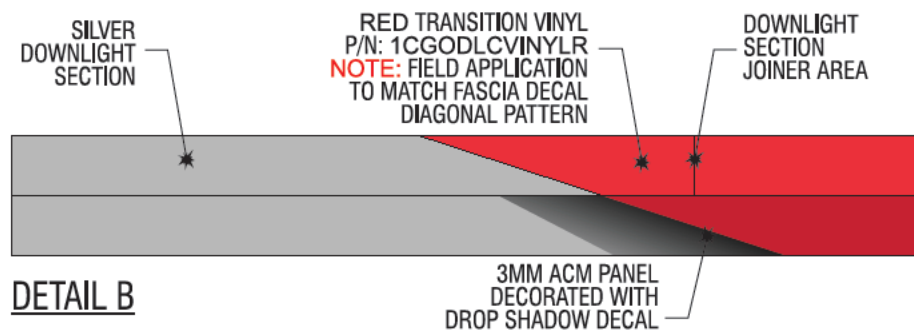
21" WHITE CHANNEL LETTERS



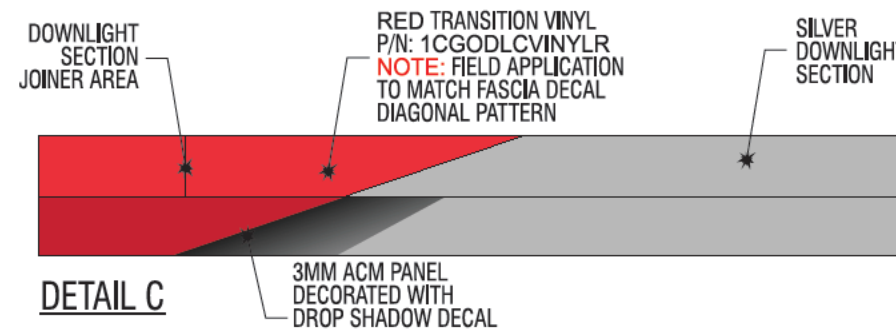
21" WHITE CHANNEL LETTERS



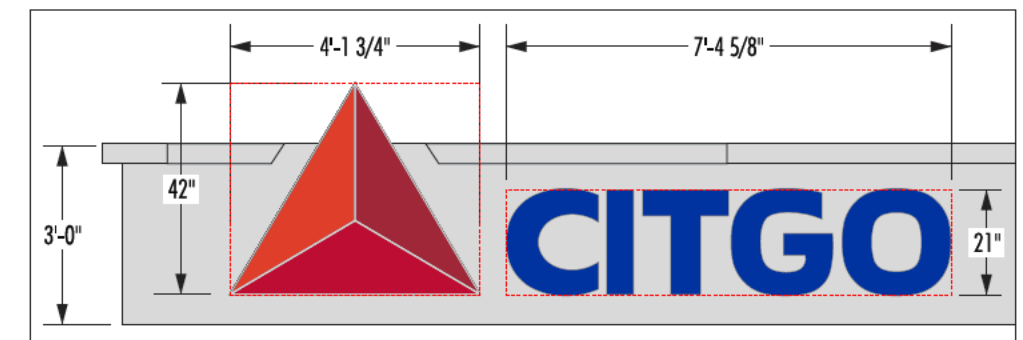
DETAIL A



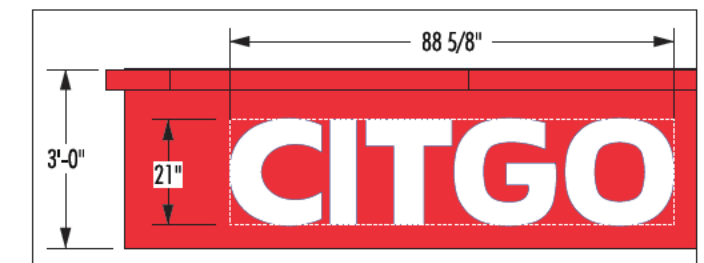
DETAIL B



DETAIL C



A SIGN DETAILS: 42" TRIMARK 14.95 SQ.FT. / 21" BLUE LETTER SET 13.21 SQ.FT. NOT TO SCALE



B SIGN DETAILS: 21" WHITE LETTER SET 13.21 SQ.FT. NOT TO SCALE

| | |
|--------------|---------------|
| SALES ORDER | |
| SUBMITTED BY | R. WHITE |
| QUOTE #: | 15240002 |
| PART #: | CGODLCPY-3618 |
| DATE: | 05/01/2026 |
| Size: | N/A |
| CAP: | No |

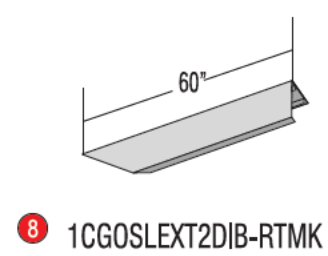
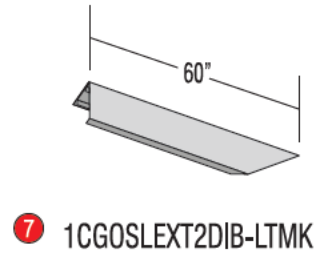
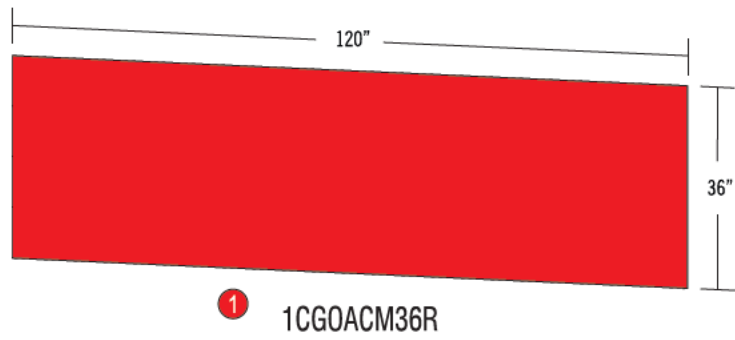
| | |
|--------------|------------|
| FASCIA TYPE: | SILVER/RED |
| CORNER TYPE: | STANDARD |

VER 15 OS

Rev
B


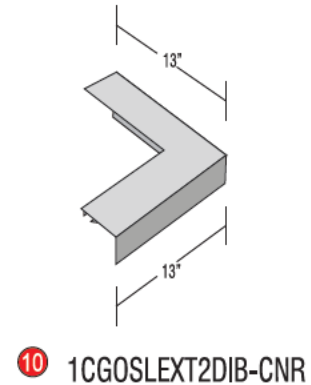
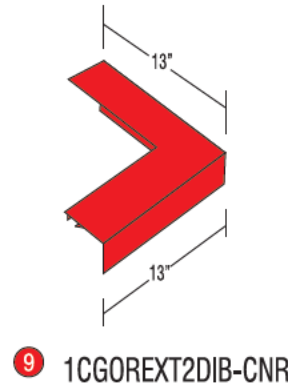
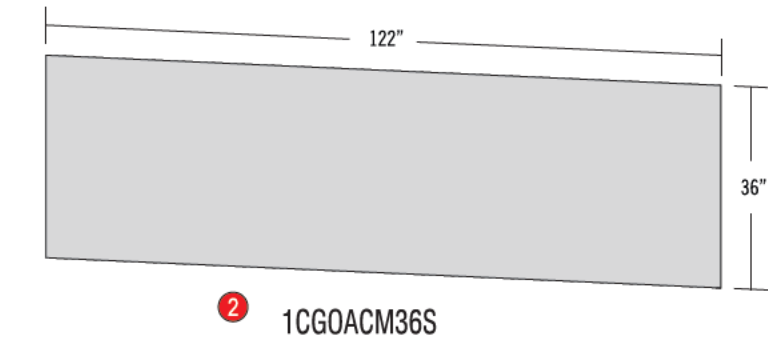
| | | | 1CGOACM36R | 1CGOACM36S | 1CGOREXT2DIB-120 | 1CGOSLEXT2DIB-120 | 1CGOREXT2DIB-60 | 1CGOSLEXT2DIB-60 | 1CGOSLEXT2DIB-LTMK | 1CGOSLEXT2DIB-RTMK | 1CGOREXT2DIB-CNR | 1CGOSLEXT2DIB-CNR | 1CGOREXTENDCAPL | 1CGOSLEXTENDCAPL | 1CGOREXTENDCAPR | 1CGOSLEXTENDCAPR | 1CGODLCVINYL | 1CGODLCVINYLS | CGO48CNRKR | CGO48CNRKS | TOTAL ITEMS TO PACKAGE | DESCRIPTION | |
|----|--------------------|--|------------|------------|------------------|-------------------|-----------------|------------------|--------------------|--------------------|------------------|-------------------|-----------------|------------------|-----------------|------------------|--------------|---------------|------------|------------|------------------------|-------------|--------------------|
| | QTY | | 0 | 0 | 10 | 5 | 2 | 4 | 1 | 1 | 2 | 2 | 0 | 0 | 0 | 0 | 4 | 0 | 0 | 0 | 0 | | |
| 1 | 1CGOACM36R | RED ACM PANEL | 0 | - | - | - | - | - | - | - | - | - | - | - | - | - | - | - | - | - | - | 0 | 1CGOACM36R |
| 2 | 1CGOACM36S | SILVER ACM PANEL | - | 0 | - | - | - | - | - | - | - | - | - | - | - | - | - | - | - | - | - | 0 | 1CGOACM36S |
| 3 | 1CGOREXT2DIB-120 | D.L. ASSEMBLY 120in RED | - | - | 10 | - | - | - | - | - | - | - | - | - | - | - | - | - | - | - | - | 10 | 1CGOREXT2DIB-120 |
| 4 | 1CGOSLEXT2DIB-120 | D.L. ASSEMBLY 120in SILVER | - | - | - | 5 | - | - | - | - | - | - | - | - | - | - | - | - | - | - | - | 5 | 1CGOSLEXT2DIB-120 |
| 5 | 1CGOREXT2DIB-60 | D.L. ASSEMBLY 60in RED | - | - | - | - | 2 | - | - | - | - | - | - | - | - | - | - | - | - | - | - | 2 | 1CGOREXT2DIB-60 |
| 6 | 1CGOSLEXT2DIB-60 | D.L. ASSEMBLY 60in SILVER | - | - | - | - | - | 4 | - | - | - | - | - | - | - | - | - | - | - | - | - | 4 | 1CGOSLEXT2DIB-60 |
| 7 | 1CGOSLEXT2DIB-LTMK | SILVER D.L. ASSEMBLY @ TRIMARK LEFT | - | - | - | - | - | - | 1 | - | - | - | - | - | - | - | - | - | - | - | - | 1 | 1CGOSLEXT2DIB-LTMK |
| 8 | 1CGOSLEXT2DIB-RTMK | SILVER D.L. ASSEMBLY @ TRIMARK RIGHT | - | - | - | - | - | - | - | 1 | - | - | - | - | - | - | - | - | - | - | - | 1 | 1CGOSLEXT2DIB-RTMK |
| 9 | 1CGOREXT2DIB-CNR | D.L. CORNER 13in X 13in RED | - | - | - | - | - | - | - | - | 2 | - | - | - | - | - | - | - | - | - | - | 2 | 1CGOREXT2DIB-CNR |
| 10 | 1CGOSLEXT2DIB-CNR | D.L. CORNER 13in X 13in SILVER | - | - | - | - | - | - | - | - | - | 2 | - | - | - | - | - | - | - | - | - | 2 | 1CGOSLEXT2DIB-CNR |
| 11 | 1CGOREXTENDCAPL | CANOPY D.L. LEFT END CAP RED | - | - | - | - | - | - | - | - | - | - | 0 | - | - | - | - | - | - | - | - | 0 | 1CGOREXTENDCAPL |
| 12 | 1CGOSLEXTENDCAPL | CANOPY D.L. LEFT END CAP SILVER | - | - | - | - | - | - | - | - | - | - | - | 0 | - | - | - | - | - | - | - | 0 | 1CGOSLEXTENDCAPL |
| 13 | 1CGOREXTENDCAPR | CANOPY D.L. RIGHT END CAP RED | - | - | - | - | - | - | - | - | - | - | - | - | 0 | - | - | - | - | - | - | 0 | 1CGOREXTENDCAPR |
| 14 | 1CGOSLEXTENDCAPR | CANOPY D.L. RIGHT END CAP SILVER | - | - | - | - | - | - | - | - | - | - | - | - | - | 0 | - | - | - | - | - | 0 | 1CGOSLEXTENDCAPR |
| 15 | 1CGODLCVINYL | 8in x 60in TRANSITION VINYL - RED | - | - | - | - | - | - | - | - | - | - | - | - | - | - | 4 | - | - | - | - | 4 | 1CGODLCVINYL |
| 16 | 1CGODLCVINYLS | 8in x 60in TRANSITION VINYL - SILVER | - | - | - | - | - | - | - | - | - | - | - | - | - | - | - | 0 | - | - | - | 0 | 1CGODLCVINYLS |
| 17 | CGO48CNRKR | RADIUS CORNER BUILDOUT - RED | - | - | - | - | - | - | - | - | - | - | - | - | - | - | - | - | - | 0 | - | 0 | CGO48CNRKR |
| 18 | CGO48CNRKS | RADIUS CORNER BUILDOUT - SILVER | - | - | - | - | - | - | - | - | - | - | - | - | - | - | - | - | - | - | 0 | 0 | CGO48CNRKS |
| 19 | 1EQ782TMB | ACM BRACKET | 0 | 0 | - | - | - | - | - | - | - | - | - | - | - | - | - | - | - | - | - | 0 | 1EQ782TMB |
| 20 | 1CGO24GAWHT | 24 GUAGE WHITE BOTTOM "CAP OVER" ANGLE | - | - | - | - | - | - | - | - | - | - | - | - | - | - | - | - | - | - | - | 0 | 1CGO24GAWHT |
| 21 | 0GCPS24200 | GE 24V-200W LED POWER SUPPLY ENCLOSURE | - | - | 11 | | | | | | - | - | - | - | - | - | - | - | - | - | - | 11 | 0GCPS24200 |
| 22 | 0FSC0875ER | #8 X 3/4in RED PAINTED SCREW | 0 | - | - | - | - | - | - | - | - | - | - | - | - | - | - | - | - | - | - | 0 | 0FSC0875ER |
| 23 | 0FSC000075 | #10 X 3/4in" HEX WASHER HEAD | - | - | 60 | 30 | 6 | 12 | 3 | 3 | 6 | 6 | - | - | - | - | - | - | - | - | - | 126 | 0FSC000075 |
| 24 | 0FSC0875SL | #8 X 3/4in PHILLIPS SILVER TEC SCREW | - | 0 | - | - | - | - | - | - | - | - | - | - | - | - | - | - | - | - | - | 0 | 0FSC0875SL |
| 25 | CGO2DIMANUAL | INSTALLATION GUIDE | - | - | - | - | - | - | - | - | - | - | - | - | - | - | - | - | - | - | - | 1 | CGO2DIMANUAL |

QUALITY CONTROL
(INITIALS)




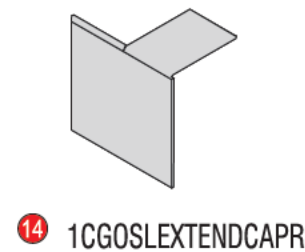
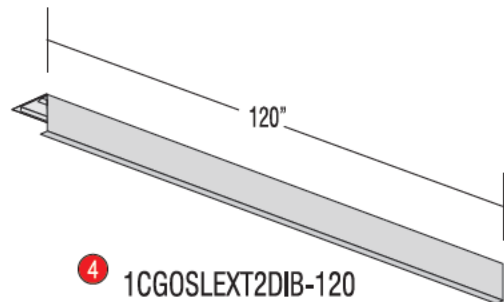
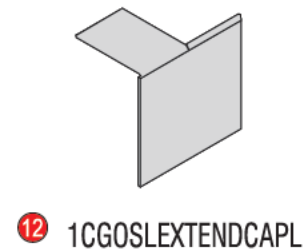
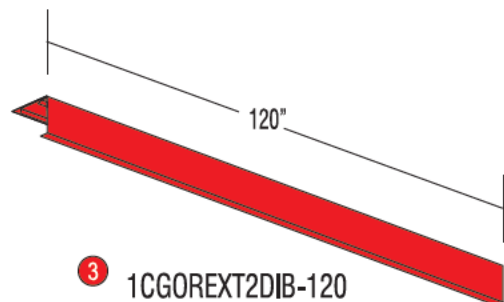
19 1EQ782TMB

20 1CGO24GAWHT



21 0GCPS24200


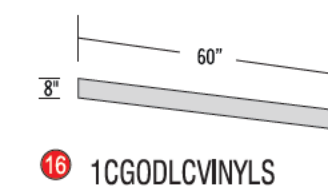
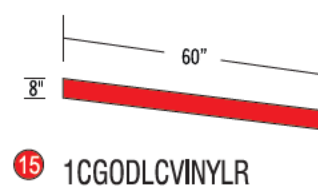
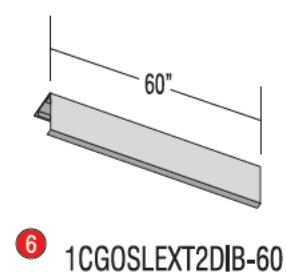
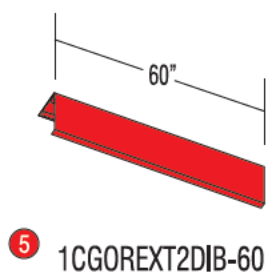
GE 24V-200 WATT LED POWER SUPPLY WITH ENCLOSURE BOX AND WIRING HARDWARE




#8 X 3/4" PHILLIPS RED PAINTED TEK SCREW



#10 X 3/4 HEX WASHER HEAD



#8 X 3/4" PHILLIPS SILVER PAINTED TEK SCREW



CGO2DI MANUAL INSTALLATION GUIDE


Canopy Work - REVISION REQUEST B

Canopy1 Revision Fascia Height 36" Canopy Length 42' 9" Canopy Width 49'

Description [DEC-30-25 Rachel White]
PLEASE REVISE EYEBROW RENDERING TO SHOW THE FOLLOWING:

- (1) 42' 9" PRIMARY ELEVATION FACING DEMPSTER STREET
- (1) 49' SECONDARY ELEVATION
- (1) 42' 9" PRIMARY
- (1) 49' SECONDARY

PLEASE UPDATE CANOPY ELEVATION MEASUREMENTS PER INSTALLER.
ALL OTHER DESIGN ELEMENTS TO REMAIN THE SAME.
PLEASE REFERENCE PREVIOUS ART ATTACHED.



Canopy Work - INITIAL REQUEST

Canopy1 NEW Fascia Height 36" Canopy Length 42' Canopy Width 52'


Description [DEC-08-25 Rachel White]
LIGHT (4) SIDES
NO CORNER KITS NEEDED

- (1) 42' PRIMARY TRIMARK BLUE CITGO LETTERS ON FRONT - FACING DEMPSTER STREET
- (1) 52' SECONDARY WHITE CITGO LETTERS
- (1) 42' PRIMARY TRIFORM
- (1) 52' SECONDARY WHITE CITGO LETTERS


PLEASE REFERENCE SURVEY AND IMAGE ATTACHED.



CANOPY FASCIA SURVEY



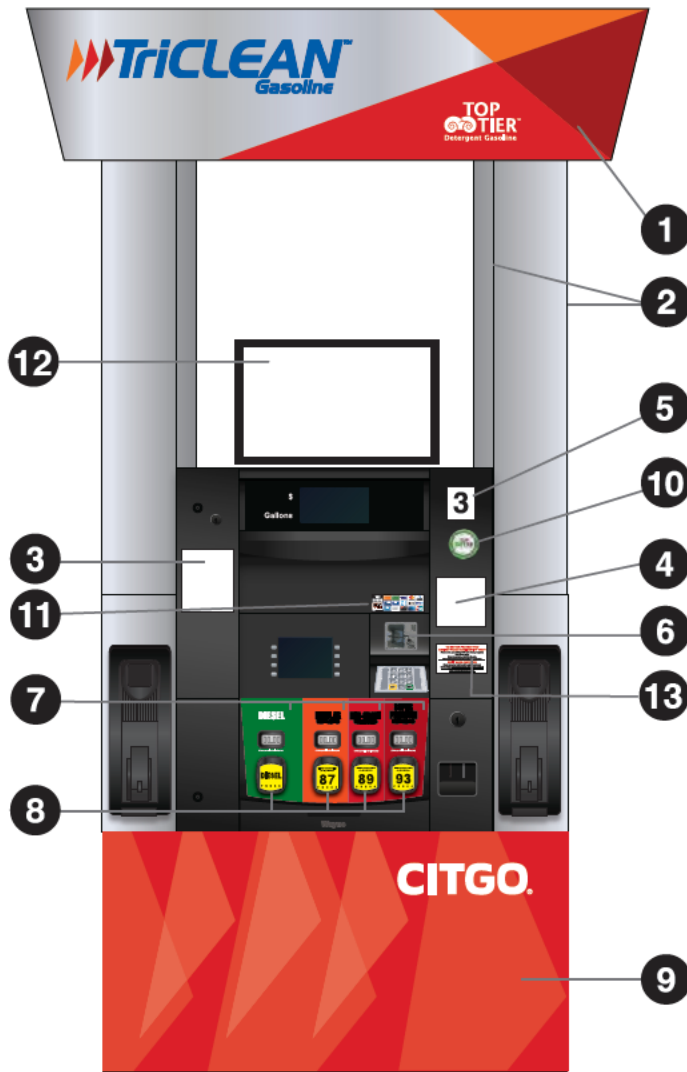
Dresser Wayne Ovation 2 - 3+0 Grade Model B 12/3, R 13/3



Product ID's and pump skirts come with CITGO supplied decals on original equipment or when new parts are ordered and CITGO graphics are specified.

- 1** VALANCE DECALS
MQPTC48VAL-OVA-SA
- 2** RISER SET DECALS
If the Ovation risers are not stainless steel, order riser kits
MOV2 RISER,3+0 - SA
*one kit covers both sides of dispenser
- 3** SAFETY and INFORMATION DECALS
M537 Danger: Extremely Flammable 6.5" h x 4.625" w
- 4** PUMP NUMBER DECALS
M110 - 1 thru 14 (2" h x 2" w)
- 5** CRIND™ / CARD READER
Please see Crind selections for this model in Appendix A
- 6** PRODUCT ID's
9.77" h x 17.69" w
M314A-TC1 Regular, Mid-Grade, Super
- 7** OCTANE CODES
2.31" h x 2" w
K108A 87 K108E 92
K108B 88 K108F 93
K108C 89
K108D 91
- 8** PUMP SKIRT DECAL
MQ201A-SA 39" h x 50" w (Trim to Fit)
- 9** TOP TIER™ SEAL
3" h x 3" w
MTOPTIER3" CIRCLE
- 10** CREDIT CARD DECAL
1.5" h x 4.625" w
M548D
- 11** PUMPTOPPER WITH INSERT
11.75" h x 19.75" w
PT-GOOD-I
- 12** DEBIT/ZIP DECAL
3" h x 5" w
M538

Dresser Wayne Ovation 2 - 3+1 Grades, Model B23/4



Product ID's and pump skirts come with CITGO supplied decals on original equipment or when new parts are ordered and CITGO graphics are specified.

- 1** VALANCE KIT
 MQPTC48OVA-SA
- 2** RISER SET DECALS
 If the Ovation risers are not stainless steel, order riser kits
 MOV2 RISER,3+1 - SA
 *one kit covers both sides of dispenser
- 3** SAFETY and INFORMATION DECALS
 M537 Danger: Extremely Flammable 6.5" h x 4.625" w
 M559 Diesel Fuel Danger: Combustible Liquid 5" h x 6" w
- 4** ENVIRONMENTAL DECALS
 M01A-ULS Ultra Low Sulfur Highway Diesel
 (15 ppm Sulfur Max) 4.75" h x 4.75" w
- 5** PUMP NUMBER DECALS
 M110 - 1 thru 14 (2" h x 2" w)
- 6** CRIND™ / CARD READER
 Please see Crind selections for this model in Appendix A
- 7** PRODUCT ID's
 9.77" h x 17.69" w
 M314B-TC1 Diesel, Regular, Mid-Grade, Super
- 8** OCTANE CODES
 2.31" h x 2" w
 K108A 87 K108E 92
 K108B 88 K108F 93
 K108C 89 K108G Diesel
 K108D 91
- 9** PUMP SKIRT DECAL
 MQ201A-SA 39" h x 50" w (Trim to Fit)
- 10** TOPTIER™ SEAL
 3" h x 3" w
 MTOPTIER3"CIRCLE
- 11** CREDIT CARD DECAL
 1.5" h x 4.625" w
 M548D
- 12** PUMPTOPPER WITH INSERT
 11.75" h x 19.75" w
 PT-GOOD-I
- 13** DEBIT/ZIP DECAL
 3" h x 5" w
 M538