

Morton Grove Fire Department

6250 Lincoln Ave.

Morton Grove, IL 60053

Phone: 847.470.5226 Fax: 847.965.7711



ANNUAL REPORT 2020



ABOUT OUR COVER

On the Saturday of Thanksgiving weekend, November 29, 2020, a fire erupted at 8503 Fernald, a 2 story, multi-family, tax-payer occupancy building. The building is estimated to have been built around 1900.

All the occupants of the building were safely evacuated. A quick blitz attack from the first arriving company slowed the progression of the fire. The fire was contained to one unit of the building. Eight neighboring departments provided personnel and apparatus to the scene. The MG Police Department and Public Works also provided outstanding assistance with aid to the residents and water supply. The community quickly came together to provide clothes, food, and shelter to those displaced by the fire.

The photo shows a time when the flames again intensified as the firefighters made an aggressive interior attack to the second floor.

A Pandemic Year

COVID-19



- ◇ The department closed its doors to guests for the first time.
- ◇ The stations & apparatus were disinfected multiple times each day.
- ◇ Employee wellness screenings were performed every 12 hours.

The 2020 pandemic created special challenges with near constant updates to information that affected the department's daily operations. Communication and cooperation with Lutheran General Hospital, Illinois Department of Public Health, Centers for Disease Control and Prevention, and Illinois Fire Chiefs Association was vital throughout the unimaginable year.

On the evening of March 12, during the Morton Grove Foundation's annual Taste of Morton Grove, Governor Pritzker announced a lockdown of Illinois to help flatten the curve of the rapidly spreading virus. The new normal for 2020 consisted of working from home, little to no recreational travel, and no public gatherings. Only essential services and businesses remained open and staffed.



With the majority of people staying home, the department experienced a decrease in call volume. The incidents to which the department responded, however, were all challenging and critical. Changes in our Personal Protective Equipment and in how we respond had no effect in our commitment to the residents of Morton Grove and the surrounding area. There was no delay in our average response time (the time from the initial call to our arrival on scene).

Despite the ever changing data, practices, rules and regulations, the department succeeded in protecting our first responders and their families. In turn, the level of professionalism, skill, and desire to protect and care for the people of Morton Grove and surrounding communities never wavered. This team of medics, firefighters, officers, and staff flawlessly maintained the history of the MGF, serving our residents proud!

2020 Response Data



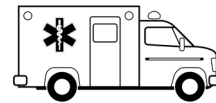

INCIDENTS



3530

Down 14%
Due to Pandemic

UNIT RESPONSES



6208

FIRE / RESCUE (NON EMS)



1274

EMERGENCY MEDICAL SERVICES



2256

FIRES MITIGATED



96

Average Response Time



4:21

Response Data Summary



Year	2018	2019	2020
EMS:	2363	2488	2256
Fires:	122	98	96
Crashes:	202	195	129
Rescues:	26	23	20
Hazardous Conditions:	150	139	126
Investigations:	74	62	51
Fire Alarms:	846	838	706
Elevator Alarms:	183	142	90
Other (Assisting or Protecting):	73	75	56
Fire Deaths:	0	0	0
	4,039	4,060	3,530
Mutual Aid Responses			
MG Units Provided Assistance:	1398	1176	810
Units MG Received Assistance:	1025	1069	901
Incidents MG Provided Assistance:	906	874	644
Incidents MG Received Assistance:	503	536	403
Unit Response to Surrounding Communities			
To Glenview:	78	67	24
From Glenview:	13	18	29
To Niles:	1188	993	680
From Niles:	851	860	693
To Skokie:	21	11	20
From Skokie:	26	52	41

Detailed Response Trends



	Fire	2018	2019	2020
	FIRE BEDROOM	0	1	2
	FIRE GARAGE	3	3	2
	FIRE KITCHEN	3	0	2
	FIRE NEAR BUILDING	6	10	11
	FIRE OVEN	4	10	8
	FIRE RESIDENTIAL CONFIRMED	5	10	7
	FIRE RESIDENTIAL REPORTED	12	9	6
	FIRE COMMERCIAL CONFIRMED	1	5	4
	FIRE COMMERCIAL REPORTED	10	6	4
	BOX ALARM	4	1	10
	MUTUAL AID	23	7	1
	MUTUAL AID CONFIRMED FIRE	0	6	2
	MUTUAL AID FIRE ALARM	0	5	2
	MUTUAL AID REPORTED FIRE	1	2	1
	BRUSH FIRE	0	1	0
	CAR FIRE	8	9	13
	DUMPSTER FIRE	4	0	2
	OUTSIDE BURN	19	9	16
	RUBBISH FIRE	2	0	0
	TRANSFORMER FIRE	17	4	3
	CHANGE OF QUARTERS	0	1	12
	SMOKE FROM COMMERCIAL BLDG	7	4	6
	SMOKE FROM HOUSE	7	4	2
	SMOKE IN THE AREA	8	7	9
	SMOKE IN THE BUILDING	31	17	11
	BURNING ODOR	13	23	16
	ODOR INVESTIGATION	4	3	6
	ELEVATOR ALARM	183	142	90
	ELEVATOR PERSON STUCK	13	9	8
	STUCK IN ELEVATOR	4	8	4

	Fire	2018	2019	2020
	EMERGENCY LOCK IN / LOCK OUT	4	3	4
	LOCK OUT	18	19	17
	BROKEN WATER PIPE	6	16	2
	AUTO ACCIDENT	185	177	115
	AUTO ACCIDENT EXTRICATION	17	18	14
	EXTRICATION / MACHINERY	3	0	3
	TRAIN INCIDENT	2	2	0
	TRT BELOW GRADE RESCUE	0	1	0
	DIVE or VEHICLE IN WATER	0	0	1
	ARCING WIRE	7	3	0
	LINE DOWN	33	23	10
	ELECTRICAL INVESTIGATION	4	4	1
	CHECK THE HAZARDS	24	18	18
	FUEL SPILL LARGE	1	2	0
	FUEL SPILL SMALL	3	3	6
	GAS LEAK ELEVATED OUT-DOOR	3	5	1
	GAS LEAK INDOORS	58	46	46
	GAS LEAK OUTDOORS	15	19	14
	HAZMAT	1	4	0
	EXPLOSION	0	1	0
	AFA COMMERCIAL	485	469	378
	AFA RESIDENTIAL	61	80	75
	ALARM INVESTIGATION	19	20	19
	VERIFY THE FALSE ALARM	2	5	12
	SUPERVISORY ALARM	45	42	47
	TROUBLE ALARM	224	209	167
	CHIRPING DETECTOR	10	13	8
	CO ALARM	45	41	41
	ASSIST POLICE	4	5	8
	CITIZEN ASSIST	5	8	7
	Fire Related Total:	1676	1572	1274

Detailed Response Trends




	EMS	2018	2019	2020
	ABDOMINAL PAIN	59	53	53
	ALLERGIC REACTION	12	16	13
	ALTERED MENTAL STATUS	40	52	34
	ANIMAL BITE / ATTACKS	2	4	2
	BACK PAIN	46	29	34
	BATTERY VICTIM	18	19	15
	BURN VICTIM	4	3	0
	CARDIAC/RESPIRATORY ARREST	58	66	56
	CHECK WELL BEING	21	25	23
	CHEST PAIN	112	139	98
	CHOKING	9	6	4
	CO WITH ILLNESS	10	6	5
	COLD EXPOSURE	2	2	1
	DIABETIC PROBLEM	41	40	31
	DROWNING VICTIM	0	1	0
	ELECTROCUTION	1	0	1
	EYE PROBLEM	3	2	0
	FAINTED	31	35	47
	FALL	280	295	247
	HEAD INJURY	90	124	111
	HEAD PAIN / HEADACHE	13	14	6
	HEART PROBLEMS	74	67	50
	HEAT EXPOSURE	4	3	1
	HEMORRHAGE	41	77	41
	INGESTION	58	64	44
	INJURED PERSON	2	1	3

	EMS	2018	2019	2020
	INTOXICATED	37	40	50
	INVALID ASSIST	220	188	178
	LACERATION	10	11	14
	LONG FALL	1	1	2
	MAN DOWN	8	19	6
	MEDICAL ALARM	79	103	74
	MISCARRIAGE	3	1	0
	MUTUAL AID EMS RESPONSE	74	60	29
	OVERDOSE	19	16	15
	PARTIAL AIRWAY OBSTRUCTION	6	9	15
	PERSON ILL	27	18	6
	PERSON PASSED OUT	50	44	26
	PREGNANCY	2	1	1
	PSYCH PATIENT	90	99	118
	REACTION TO MEDICATION	7	6	4
	SEIZURE	51	51	50
	SICK PERSON	227	293	302
	STROKE	54	38	44
	STRUCK BY AUTO	24	25	11
	SUICIDE	2	2	0
	TROUBLE BREATHING	227	209	239
	UNKNOWN MEDICAL PROBLEM	36	25	46
	UNRESPONSIVE	74	71	92
	WALK IN	2	5	10
	WITHDRAWALS	1	6	1
	WOMAN DOWN	1	4	3
	EMS Total:	2363	2488	2256

Administrative Personnel



*Frank Rodgers
Fire Chief
30 Years of Service*



*Dan Gallagher
District Chief - Black Shift
23 Years of Service*



*William Paces
District Chief - Gold Shift
18 Years of Service*



*Mary Jo LeBeau
Administrative Assistant
47 Years of Service*



*Concepcion Borbon
Principal Clerk
8 Years of Service*



*Rick Dobrowski
Fire Prevention Bureau Coordinator
4 Years of Service*



*Tom Hutchison
Fire Inspector
3 Years of Service*



*Mike Fox
Fire Inspector
1 Years of Service*

Black Shift



Pat Byrne
Lieutenant / Paramedic
27 Years of Service



Dennis Kennedy
Lieutenant / Paramedic
16 Years of Service



Joseph Durante
Firefighter / Paramedic
13 Years of Service



William O'Brien
Firefighter / Paramedic
18 Years of Service



Rudy Imbrogno
Firefighter / Paramedic
19 Years of Service



Garrett Wagner
Firefighter / Paramedic
13 Years of Service



Brandon Patchett
Firefighter / Paramedic
7 Years of Service



David Poterek
Firefighter / Paramedic
12 Years of Service



Robert Dentamaro
Firefighter / Paramedic
3 Years of Service



Joseph Keenan
Firefighter / Paramedic
7 Years of Service



Thomas Kelly
Firefighter / Paramedic
First Years of Service

Red Shift



*Sean Brink
Lieutenant / Paramedic
19 Years of Service*



*Michael Wagner
Lieutenant / Paramedic
17 Years of Service*



*Dennis McCauley
Firefighter / Engineer
28 Years of Service*



*John Abbatiello
Firefighter
18 Years of Service*



*Nathan Akemann
Engineer / Paramedic
21 Years of Service*



*Jeffery Laitar
Firefighter / Paramedic
20 Years of Service*



*Thomas Goodwin
Firefighter / Paramedic
14 Years of Service*



*Joel Lucero
Firefighter / Paramedic
12 Years of Service*



*Andrew Eason
Firefighter / Paramedic
16 Years of Service*



*Milan Tomic
Firefighter / Paramedic
4 Years of Service*



*Scott Adamczyk
Firefighter / Paramedic
3 Years of Service*



*Jonathan Tulacka
Firefighter / Paramedic
1 Years of Service*

Gold Shift



*Michael Littau
Lieutenant / Paramedic
22 Years of Service*



*Rodney Steffens
Lieutenant / Paramedic
31 Years of Service*



*Michael Cochrane
Firefighter / Engineer
40 Years of Service*



*George Carlson
Firefighter / Paramedic
19 Years of Service*



*Rick Pryor
Engineer / Paramedic
21 Years of Service*



*Erik Miller
Firefighter/EMS Coordinator
17 Years of Service*



*Joseph Fasolo
Firefighter / Paramedic
19 Years of Service*



*Kurt Lipa
Firefighter / Paramedic
6 Years of Service*



*Derek Faulstick
Firefighter / Paramedic
15 Years of Service*



*Andrew Schmit
Firefighter / Paramedic
4 Years of Service*



*Jeffrey Kotowski
Firefighter / Paramedic
4 Years of Service*



*Craig Lubrano
Firefighter / Paramedic
2 Years of Service*

Personnel Changes




Retired in 2020



Scott Exo
District Chief
28 Years of Service



Michael Arcangeletti
Firefighter/Engineer
30 Years of Service



Peter Tropp
Firefighter/Engineer
29 Years of Service

In Loving Memory



Chief Bernard E. Brady
Retired Fire Chief
January 15, 1936 ~ July 24, 2020 (age 84)
Years of Service 1965-1990 (25)
10 Years as Fire Chief



Larry L. Hook
Retired Firefighter/Engineer
April 27, 1949 ~ July 2, 2020 (age 71)
Years of Service 1974-2001 (27)

By the Numbers



Age	Number of Firefighters	Years of Service	Number of Firefighters
21-25	0	1-5	7
26-30	3	6-10	3
31-35	6	11-15	6
36-40	2	16-20	11
41-45	11	21-25	5
46-50	5	26-30	3
50-55	6	31-35	1
55-60	3	35-40	2
>60	1	>40	0

TRAINING HOURS

- * Total: 19,631
- * Monthly Ave. per FF: 40.9
- * Company Level: 8540
- * EMS: 1559
- * Special Operations:: 985
- * Driver/Operator/Engineer: 1953
- * Officer: 792
- * Hazardous Materials: 378

Wireless Alarm Monitoring System Subscribers (Fire/Burglar/ Combination)

2019	258
2020	284

Commercial Fire Inspections

2019	215
2020	454

Fire Inspection Notes:

PT Fire Inspector Off 10-15-2019 thru 1-13-2020

2nd PT Inspector Started November 14, 2019

No Inspections during April May and June 2020 (COVID19 Precaution)

PT Fire Inspector off December 2020

State Certified

Paramedics	30
Fire Apparatus Engineers	36
Haz Mat Technicians	4
Special Rescue Technicians	8
Vehicle Machinery Technicians	15
Fire Investigators	9
Juvenile Intervention Specialist	5
Fire Prevention Officer	1
Fire Inspectors	2
Instructors	36

FIRE PREVENTION

During the Pandemic of 2020, many schools changed to remote learning. The Fire Prevention Bureau had to make adjustments to maintain the fire education of the children of our community. The department's routine lessons were video recorded allowing teachers to continue our presentations remotely. When possible, the bureau taught small classes in outdoor settings with face coverings and social distancing.

By the Numbers



Professional Staff

- 45** 40 Fulltime Sworn Firefighters 2 Civilian Support Members
1 Civilian Fire Prevention 2 Part Time Fire Inspectors

3 Insurance Services Office (ISO) Rating

3 Advanced Life Support Amublances

2 Staffed - 1 Back-Up Fully Equipped

Fire Apparatus

- 3** 2 Engines (1 Staffed, 1 Back-Up Fully Equipped) (Pumper/Tank/Fire Hose)
1 Quint Staffed (Aerial/Pumper/Water Tank/Fire Hose/Ground Ladders)

Other Apparatus

- 4** 1 Squad
1 Utility Terrain Vehicle
1 Inflatable Boat
1 Pick-Up Truck

Autos

- 1 Battalion Vehicle
5 1 Fire Prevention Vehicle (Back-Up Battalion)
1 Chief's Vehicle
2 Inspectors' Vehicles

Fire Stations

- 2** 6250 Lincoln
8954 Shermer

Apparatus



Frontline Vehicles Housed at Station #4 6250 Lincoln Avenue



Quint 4
2006 Smeal 75' Quint



Squad 4
1993 Pierce Arrow



Ambulance 4
2010 International 4300 Medtec



Battalion 4
2020 Chevy Suburban



Kubota UTV
2014



Inflatable Rescue Boat
2017

Apparatus



Frontline Vehicles Station #5
8954 Shermer Avenue



Engine 5
2015 Smeal



Ambulance 5
2007 International Medtec,

AMOUNT OF APPARATUS AND

Operations:

FIREFIGHTERS RESPOND

Call Type	Engines	Trucks	Ambulances	Chiefs	Squads	Min.
Emergency Medical Service (EMS)	1		1			5
AFA Residential	2	1	2	1		14
AFA Commercial/Multi-Family	2	1	2	1		14
Confirmed Fire Residential	4	2	4	4		30
Confirmed Fire (Commercial/Multi-Family)	4	2	4	4		30
Box Alarm Fire	6	3	5	5	1	45
2nd Alarm	8	4	6	6	1	52
3rd Alarm	10	5	7	7	2	65
4th Alarm	12	6	7	8	2	77
5th Alarm	14	7	7	9	2	92