



Incredibly Close ✦ Amazingly Open

Village of Morton Grove Fence Permit Application

Project #JFEN _____

JOB ADDRESS _____	CONSTRUCTION COST \$ _____
-------------------	----------------------------

PROPERTY OWNER NAME	CONTRACTOR BUSINESS NAME
ADDRESS (NO P.O. BOX)	BUSINESS ADDRESS (NO P.O. BOX)
CITY/STATE/ZIP CODE	CITY/STATE/ZIP CODE
PHONE	PHONE LICENSE
EMAIL	EMAIL

Proposed Fence

Height _____ Running Length _____ Percent Transparency _____

Material (check one) chain link coated chain link wrought iron/aluminum wood

masonry composite material other _____

Type/Style (check one) picket wrought iron style stockade board-on-board

split rail open chain link chain link with slats shadow box

other _____

Installation (check all that apply) new repair replacement

Check "replacement" if proposed new fence replaces an existing fence or portion of fence in the same location. Check "new" if proposed fence is a new fence in a new location. Check both if the proposed fence is both a replacement and extension. If a replacement, provide below in comments, the characteristics of the existing fence and percent amount of existing fence proposed to be replaced.

Purpose of Fence/Additional Description/Comments: _____

- ✓ Attach 3 copies of plat of survey accurately noting proposed fence location with highlighter. If multiple fence heights are proposed, indicate the proposed height of each portion of fencing.
- ✓ Attach copy of the signed job proposal with the scope of work.

J.U.L.I.E – Arrangements shall be made for adequate protection against interference with underground utilities by calling J.U.L.I.E (1-800-892-0123 OR 811) and Morton Grove Public Works (847-470-5235)

Notice and Disclaimer

It is the responsibility of both the property owner and fence installer to ensure that fence installation is accurately installed on the subject property and does not encroach upon any adjoining property or public right-of-way. The Village of Morton Grove expressly disclaims any liability for improper fence installation, property encroachment or any property dispute that may arise from fence installation. Fences installed in utility easements may be subject to removal by utility companies performing work. In such cases, any fence replacement is the responsibility of the owner.

I have read the above disclaimer and hereby acknowledge my responsibility to ensure that fence installation does not encroach upon the public right-of-way or an adjoining property. I understand the Village fence regulations and inspection requirements, attest that I will comply with these requirements and hereby apply for a Village fence permit.

Property Owner Signature	Contractor Signature	Date
<u>Office Use Only</u>		

Approved by _____	Issue Date _____	Fee Paid \$ _____
-------------------	------------------	-------------------

Fence Permit Requirements

Work must begin within 180 days of permit issuance. Work must be completed within 6 months. Permit Card must be posted in a visible location to the street and must remain posted until final Village inspection is approved.

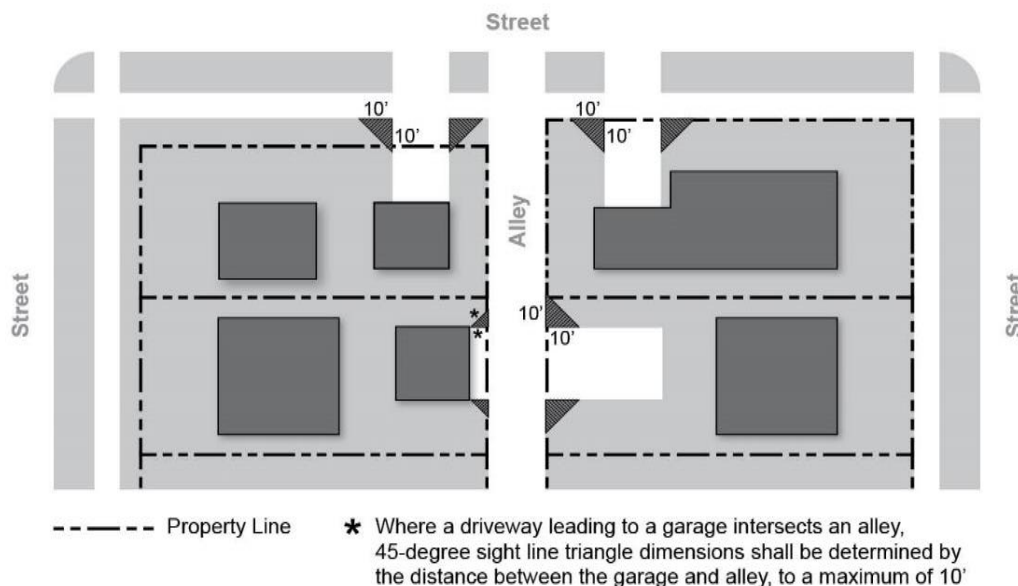
Permit does not confer any approval or right to disregard any property covenant or a condominium/homeowners association restriction.

Morton Grove Municipal Code Section 12-3-5: FENCES:

Fences are permitted in all districts, subject to the following restrictions:

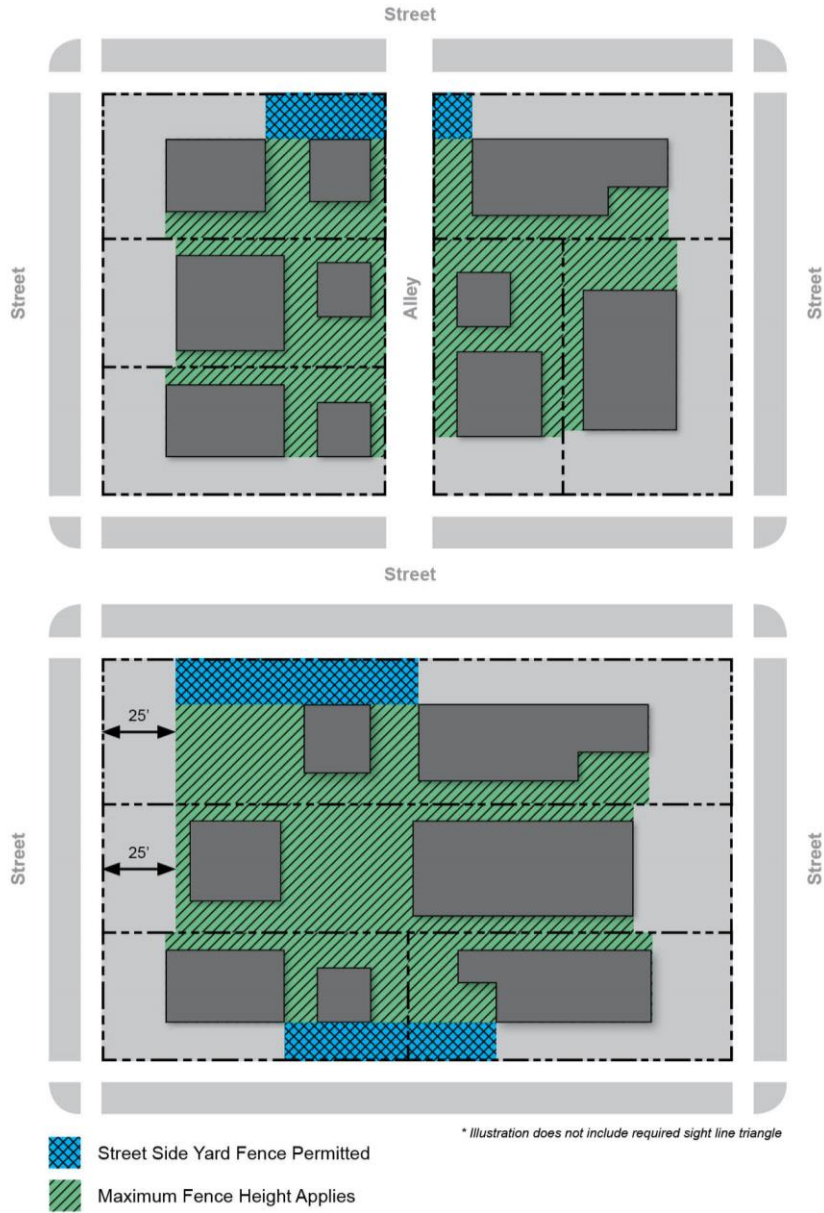
- A. No fence shall be allowed on any part of a front yard or any part of a required rear yard that front a street, such as in the case of through lots or multi-frontage corner lots.
- B. Fences shall not be located within a 45-degree 10-foot by 10-foot sight line triangle at any point where the vehicular access way intersects a driveway, alley, sidewalk, or other vehicular or pedestrian access way. Where a driveway intersects an alley, the dimensions of the 45-degree sight line triangle shall be determined by the distance between the garage and alley, to a maximum of 10 feet. If no garage exists, the 10-foot by 10-foot sight line triangle shall apply.

SIGHT LINE TRIANGLE

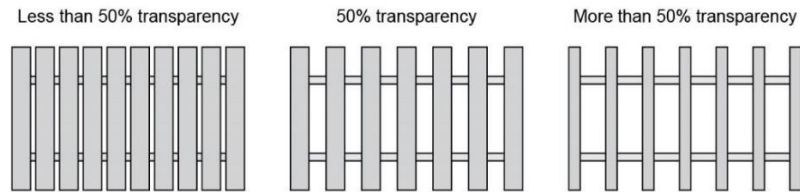


- C. Fences shall be permitted within portions of the street side yard of corner lots, which is defined as the yard abutting a street that does not meet the definition of "Lot Frontage" and "Lot Line, Rear," in accordance with Section 12-17-1 of the Unified Development Code, with the following requirements:
 - a. The street side yard of a subject property which is part of a block where the entire block face, between two public streets, includes only street side yards, but not on lots where the block face, between two public streets, includes one or more front yard, on lots with street frontage on three (3) sides where the street side yard is within the required front yard setbacks, or on through lots;
 - b. The fence shall only be permitted to enclose that portion of the street side yard that is in line with and behind the rear portion of the principal structure closest to the street side yard property line;
 - c. The fence shall not be higher than 48 inches (4 ft.);
 - d. The fences shall have a minimum transparency of 50%; and
 - e. The fence shall not be made of chain-link material.

STREET SIDE YARD FENCES



FENCE TRANSPARENCY



D. The table lists maximum fence heights for properties in the various zoning districts:

Lot In Zoning District	Abutting Lot In Zoning District		
	Residential	Commercial	Manufacturing
Residential	6 feet	7 feet	7 feet
Residential – within designated street side yard area, per Sec. 12-3-5.B.	4 feet	4 feet	4 feet
Commercial	7 feet	7 feet	7 feet
Manufacturing	7 feet	7 feet	7 feet

- E. In no event shall any fence be placed or maintained in a location relative to a public or private street, alley, driveway or other means of egress such that the sight of oncoming vehicular or pedestrian traffic is impaired for users of such means of ingress and egress.
- F. All fences must be installed in accordance with title 10, chapter 9 of this code.

Applications will not be accepted for review without a signature from the property owner and contractor.

All contractors must register with Village of Morton Grove prior to issuance of any permits.